

## Product Highlights

### High-Performance Wireless Connectivity

Extend your network and enjoy wireless speeds of up to 300 Mbps<sup>1</sup>, perfect for everyday business applications

### Multiple Operating Modes

Flexible configuration options allow the AP to function as an access point, wireless client, bridge, bridge with AP, repeater, WISP client router, or WISP repeater

### Complete Security Solution

A complete set of security features including WEP/WPA/WPA2/WPS safeguard your network against outside intruders



## DAP-2020

# Wireless N Access Point

## Features

### Connectivity

- Wireless N connectivity
- Wireless 802.11g/b backward compatibility
- Wireless speeds of up to 300 Mbps<sup>1</sup>

### Multiple Operation Modes

- Access point
- Wireless client
- Bridge
- Bridge with AP
- Repeater (range extender)
- WISP client router
- WISP repeater

### Security

- WPA2/WPA wireless encryption
- Wi-Fi Protected Setup (WPS)

### Easy to Use and Manage

- Intuitive web user interface
- Built-in setup wizard

The DAP-2020 Wireless N Access Point allows your business to create a secure and manageable wireless network. Multiple operational modes, network management tools and security features gives network administrators more flexible deployment options. The DAP-2020 can be wall mounted or placed on a desktop to meet any wireless demands.

## Secure Your Wireless Network

The DAP-2020 provides 64/128-bit WEP encryption and WPA/WPA2 security to protect your network and wireless data. This device also supports Wi-Fi Protected Setup (WPS) to quickly and securely set up a wireless network. In addition, the device features MAC address filtering and the ability to disable SSID broadcasting, preventing unauthorised access to your home or office network.

## Multiple Operation Modes

The DAP-2020 offers seven different modes of operation. These modes allow you to flexibly configure the device to suit a variety of different wireless applications. Access point mode allows the device to act as a central hub for wireless users. Wireless client mode enables the DAP-2020 to connect to another access point. Bridge mode can join two wired networks together, while bridge with AP mode allows the device to act as a wireless hub and as a bridge at the same time. Repeater mode extends wireless coverage to cover all dead spots. WISP client router mode allows wireless Internet service subscribers to share an Internet connection with wired home/office computers without the need for an extra router. Finally, the device can act as a WISP repeater (range extender) to let WISP subscribers share their Internet connection with wired and wireless computers, without any additional routers.

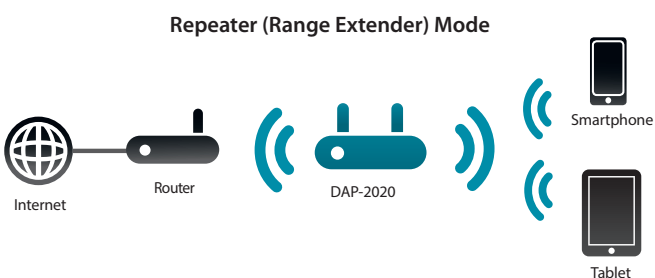
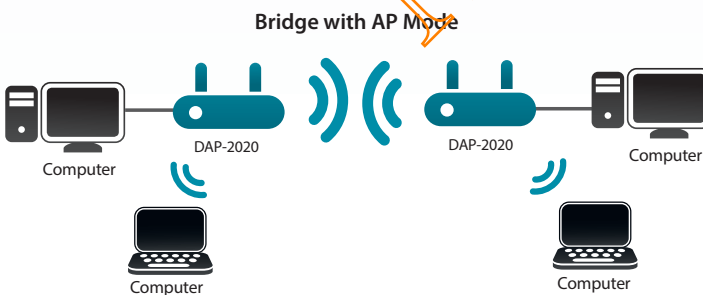
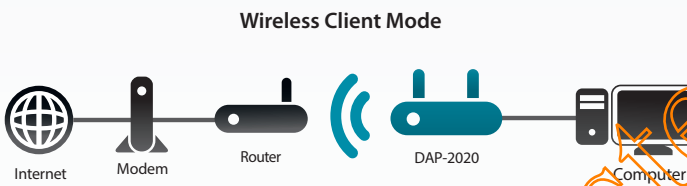
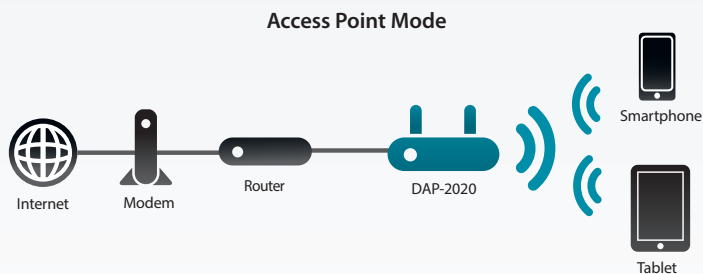
## Quick and Easy Installation

With the D-Link setup wizard, you can set up your wireless network in a matter of minutes. It configures your DAP-2020's operating mode and allows you to easily add new wireless devices to the network. Create a simple wireless network for your home or office quickly and easily with the DAP-2020.

## Effective Power Saving

The DAP-2020 includes a built-in schedule function that dynamically turns the wireless network off when it is not in use. This feature reduces power consumption, thus saving you both energy and money.

## Multiple Operation Modes



## D-Link Assist Rapid Response Support

If the worst should happen to your network you need the very best support and fast. Downtime costs your business money. D-Link Assist maximises your uptime by solving technical problems quickly and effectively. Our highly trained technicians are on standby around the clock, ensuring that award-winning support is only a phone call away.

With a choice of three affordable service offerings covering all D-Link business products, you can select the package that suits you best:

### D-Link Assist Gold - for comprehensive 24-hour support

D-Link Assist Gold is perfect for mission-critical environments where maximum uptime is a high priority. It guarantees four hour around-the-clock response. Cover applies 24/7 for every day of the year including holidays.

### D-Link Assist Silver - for prompt same-day assistance

D-Link Assist Silver is designed for 'high availability' businesses that require rapid response within regular working hours. It provides a four hour response service Monday to Friday from 8am to 5pm, excluding holidays.

### D-Link Assist Bronze - for guaranteed response on the next business day

D-Link Assist Bronze is a highly cost-effective support solution for less critical environments. Response is guaranteed within eight business hours Monday to Friday from 8am to 5pm, excluding holidays.

D-Link Assist can be purchased together with any D-Link business product. So whether you're buying switching, wireless, storage, security or IP Surveillance equipment from D-Link, your peace of mind is guaranteed. D-Link Assist also offers installation and configuration services to get your new hardware working quickly and correctly.

## Technical Specifications

### General

Network Standards	<ul style="list-style-type: none"> <li>• 802.11n wireless LAN</li> <li>• 802.11g wireless LAN</li> <li>• 802.11b wireless LAN</li> </ul>	<ul style="list-style-type: none"> <li>• 802.3/802.3i/j/u 10BASE-T/100BASE-TX Ethernet</li> <li>• ANSI/IEEE 802.3 NWay auto-negotiation</li> </ul>
Device Interfaces	<ul style="list-style-type: none"> <li>• 802.11n/g/b wireless LAN</li> </ul>	<ul style="list-style-type: none"> <li>• One 10/100BASE-TX Ethernet LAN port</li> </ul>
Operating Frequency	<ul style="list-style-type: none"> <li>• 2.4 to 2.4835 GHz</li> </ul>	
Operating Channels	<ul style="list-style-type: none"> <li>• ETSI: 13</li> </ul>	
Radio & Modulation Schemes	<ul style="list-style-type: none"> <li>• DQPSK, DBPSK, CCK, OFDM</li> </ul>	

### Functionality

Operating Modes	<ul style="list-style-type: none"> <li>• Access Point</li> <li>• Wireless Client</li> <li>• Bridge</li> <li>• Bridge with AP</li> </ul>	<ul style="list-style-type: none"> <li>• Repeater (range extender)</li> <li>• WISP Client Router</li> <li>• WISP Repeater</li> </ul>
Antennas	<ul style="list-style-type: none"> <li>• Two 5 dBi gain detachable omni-directional antennas with RP-SMA connector</li> </ul>	
Security	<ul style="list-style-type: none"> <li>• 64/128-bit WEP data encryption</li> <li>• WPA-PSK, WPA2-PSK</li> <li>• WPA-EAP, WPA2-EAP</li> <li>• TKIP, AES</li> </ul>	<ul style="list-style-type: none"> <li>• MAC address filtering</li> <li>• SSID broadcast disable function</li> <li>• WPS (Wi-Fi Protected Setup)</li> </ul>
Advanced Features	<ul style="list-style-type: none"> <li>• Quality of Service (QoS): Wi-Fi Multimedia (WMM)</li> </ul>	
Device Management	<ul style="list-style-type: none"> <li>• Web-based management through Microsoft Internet Explorer 6 or higher, Firefox 3.0 or higher, or other Java-enabled browser</li> </ul>	
Status LEDs	<ul style="list-style-type: none"> <li>• Power</li> <li>• Wireless</li> </ul>	<ul style="list-style-type: none"> <li>• Security</li> <li>• LAN</li> </ul>

### Physical

Dimensions	<ul style="list-style-type: none"> <li>• 147.5 x 113 x 31.5 mm (5.81 x 4.45 x 1.24 inches)</li> </ul>	
Weight	<ul style="list-style-type: none"> <li>• 224.7 g (0.50 lbs)</li> </ul>	
Power Input	<ul style="list-style-type: none"> <li>• External power adapter: 12 V DC/0.5 A</li> </ul>	
Max. Power Consumption	<ul style="list-style-type: none"> <li>• 2.25 W</li> </ul>	
Temperature	<ul style="list-style-type: none"> <li>• Operating: 0 to 40 °C (32 to 104 °F)</li> </ul>	<ul style="list-style-type: none"> <li>• Storage: -20 to 65 °C (-4 to 149 °F)</li> </ul>
Humidity	<ul style="list-style-type: none"> <li>• Operating: 10% to 90% non-condensing</li> </ul>	<ul style="list-style-type: none"> <li>• Storage: 5% to 95% non-condensing</li> </ul>
Certifications	<ul style="list-style-type: none"> <li>• Wi-Fi, CE</li> </ul>	

<sup>1</sup> Maximum wireless signal rate derived from IEEE Standard 802.11g and 802.11n specifications. Actual data throughput will vary. Network conditions and environmental factors, including volume of network traffic, buildings materials and construction, and network overhead, lower actual data throughput rate. Environmental factors may adversely affect wireless signal range. Wireless range and speed rates are D-Link relative performance measurements based on the wireless range and speed rates of a standard Wireless G product from D-Link. Maximum throughput is based on D-Link 802.11n devices.



For more information: [www.dlink.com](http://www.dlink.com)

**D-Link European Headquarters.** D-Link (Europe) Ltd., D-Link House, Abbey Road, Park Royal, London, NW10 7BX. Specifications are subject to change without notice. D-Link is a registered trademark of D-Link Corporation and its overseas subsidiaries. All other trademarks belong to their respective owners. ©2017 D-Link Corporation. All rights reserved. E&OE.

Updated January 2017

**D-Link®**  
Building Networks for People